



# Lake Shore H.O.G. Monthly

L A K E S H O R E H . O . G . C H A P T E R # 3 5 2 2

Member meeting

November 21, 2021

Breakfast @ 9:00 am—Meeting @ 10 am

Lamb's Farm, Magnolia Cafe

## Rides and Activities Quick Reference

11/6—Rock Cut State Park Journey—KSU 9am—from dealership

11/7—Teddy Bear Boxing Party—See flier in this issues for details

11/14—Broken Spoke—Bob's first ride—KSU 10am—from dealership

11/17—WWDC #12—KSU 6:45pm—from dealership

11/21—After meeting ride—get lost ride—from dealership

Click [here](#) for more info on rides



Let's Ride

CHAPTER RIDE HOT LINE 847-281-3141



## Corey Johnston – Director



November is here and the leaves are falling, and the riding season is slowing to an end for most. We still have rides and events on the calendar so don't miss out!

I want to remind everyone to sign up for our annual Holiday Party - "Mardi Gras Masquerade" - which will be Saturday, December 11, 2021, at the Double Tree Hotel in Mundelein. We will begin cocktail hour at 6 p.m. with dinner and dancing to follow, and many surprises are in store as well so be sure not to miss it! A flier with full details can be found in this newsletter and on the website. When submitting your RSVP, please make checks payable to Lake Shore H.O.G. Discounted rooms can be booked through the hotel by mentioning that you are part of Lake Shore H.O.G.

Last month we held our nominations for primary officers, in unprecedented events each position received one nomination each. The primary officers were all voted in by acclamation as follows, Director- Heather Johnston, Assistant Director- Dawn Cherry, Treasurer- Doug Wrobel and Secretary- Sherrie Bransky. Congrats to all the officers and thank you for stepping up to help run the chapter. I am especially proud of my lovely wife for being voted as the first ever woman to lead our chapter. I have full faith and confidence that our new primaries will surround themselves with great discretionary officers and continue to move the chapter along in the right direction.

As November brings along Thanksgiving, I reflect over the last year and I am thankful for another season of riding with friends and family. I hope that we are all thankful for our health and the ability to share our passion of riding with our chapter friends and family. I am also thankful for the past four years that you have trusted me at the helm of this chapter. I will not lie - it has not always been easy, as anyone who has been in this position knows full well the difficulties that can arise - including a global pandemic. My goal was always to leave the chapter in as good of standing or better than when I became Director. I feel that I have accomplished that task over the last four years and hope that the chapter is truly in a better place for my efforts. I would like to thank all my fellow primary and discretionary officers I have served with over the last four years. Anyone who has been on the board knows that it takes a lot of help to make the chapter run smoothly. It's hard to believe five years ago when I became the activities officer that I would be here four years later as the youngest director the chapter has ever had signing off for my last newsletter. Thank you again to all the members and officers for your support. Don't forget our mission is to Ride and Have Fun, so keep having fun folks!

Until next time enjoy the road. (Or the fire pit and s'mores)

Corey (Rain Man) Johnston  
"Listen to the wind, it talks..."  
Director/RC  
[director@lakeshorehog.com](mailto:director@lakeshorehog.com)

## Ralph Lenzini—Assistant Director



Hello Folks,

Just want to say congratulations to the new board. Heather, Dawn, Doug, and Sherrie will do a great job moving this group along. I've enjoyed serving on the board and encourage others to get involved in a discretionary position. For now I'm just going to ride and enjoy this great group of people we call Lake Shore H.O.G. We have many rides and activities still ahead and I look forward to seeing you there. In the mean-

time, I hope you all have a fantastic Thanksgiving. We all have many things to be thankful for.

Ralph "yoyo" Lenzini  
Assistant Director/RC  
[Assistantdirector@lakeshorehog.com](mailto:Assistantdirector@lakeshorehog.com)

## **Dawn Cherry – Treasurer**



I just wanted to take a moment to thank you for the opportunity to be the chapter treasurer. I have truly enjoyed, these past few years. One of my favorite things is to "crunch the numbers". I'm also proud about putting together the updated financial statement, this has become an easy way to view any given month on one sheet and cross reference with the check book and bank statements. It was hard at the last meeting to decline this position, but so ends a chapter.

As the assistant director, I'm hoping to have the opportunity to connect more with all the members. Not just during a ride or meeting but If you have a complaint, comment, concern please bring it to our attention, as it has been said before this is your chapter and we are here for all the members.

The new board has some big shoes to fill but I can guarantee you that we will work hard to continue in the right direction for a fun filled year for everyone.

Dawn Cherry  
Treasurer/RC  
[treasurer@lakeshorehog.com](mailto:treasurer@lakeshorehog.com)

## Heather Johnston—Secretary



It's Fall, Y'all! Mother Nature sure has let us know that summer is over, and while that means that the riding season is wrapping up for the year, we do still have a few rides left so be sure to check the website and Facebook group. We also have our Mardi Gras themed Holiday Party on December 11th. RSVP to Corey - event details are posted on the website.

I wanted to take this opportunity to say THANK YOU so much for your trust & confidence in me in electing me to be Director for 2022! I have mighty big shoes to fill and I hope that I can continue leading the Chapter in a positive direction and keep the momentum going that my dear husband Corey has created over the past 4 years. Being involved with this Chapter means a great deal to me and it is an honor to be the first female Director of Lakeshore H.O.G. Wow, I am truly overwhelmed and grateful! Thank you again.

Congratulations to our 2022 Primary Officers, which are as follows:

**Assistant Director:** Dawn Cherry

**Treasurer:** Doug Wrobel

**Secretary:** Sherrie Bransky

We have several open discretionary officer positions which I will list below.

The primary officers will be meeting to discuss discretionary offices on Nov 12, 2021 so please let us know by that morning if you have interest in being a discretionary officer. It's a great way to see how the Board runs and to give back to the group that offers so much in return! Don't hesitate to reach out to myself or any of the other primary officers if you have any questions about what any of the positions entails.

In no particular order, here are the spots that are open for 2022 discretionary officers:

Activities Officer, Safety Officer, Editor,

Ladies of Harley (L.O.H.) \* This can be a solo office or a co-chair position.

Wishing you all a very Happy Thanksgiving. I am so thankful for all of you, my H.O.G. brothers and sisters. Be well and stay safe.

"Be fearless in the pursuit of what sets your soul on fire"

Heather Johnston

**Secretary**

[Secretary@LakeShoreHOG.com](mailto:Secretary@LakeShoreHOG.com)

## Roz Wrobel—Membership

Happy Fall from Membership!



As the year is coming to an end, we are still growing. We are 245 family members strong and that is amazing. We have 2 new members this month and they are: Joseph Rushforth and Jon Merritt. Welcome to the family. If you see them at the dealership, chapter meeting or an event, please say Hi.

We had our election nominees at the October meeting, and want to say congratulations to the new board. We are in for an exciting year and I am sure that they will bring it on!

Thank you for allowing me to your membership officer for this year. It has been fun and rewarding watching our chapter grow and seeing all the new faces and old ones too.

Please remember to keep your national H.O.G. current. If it should expire, your membership with the chapter becomes inactive until your national H.O.G. is current. This can be easily done by logging on [www.hog.com](http://www.hog.com). I will also send an email or text if it has expired.

Roz Wrobel  
aka" Muffin"  
Membership Officer/Volunteer Coordinator  
[membership@lakeshorehog.com](mailto:membership@lakeshorehog.com)



# John R Sweeney Jr HEAD ROAD CAPTAIN

Howdy everyone,



Our check-in for the 2020-2021 Mileage Contest was completed at our October meeting. Below are the members that checked in. If you do not see your name and you did check-in by October 17th, please contact me. Otherwise I will announce our winners in all three categories, as well as our 5,000 mile patch winners at our November meeting. These become your starting mileages for the 2021-2022 contest, so if you missed checking in, be sure to do so as soon as you can, so you are set for

next year. Also, don't forget that you can do your final mileage check-in for Ride365 as close to the end of the year as you will be riding. That one is done at the dealership, see Kory in service.

We still have some riding to do for those that haven't put their bikes into storage yet. (What is storage?? ;—) . We have our Naked Tree ride, annual get lost ride, Toys for Tots and a few others, so keep on eye on the calendar, dress warm and let's ride...

## FINAL CHECK-IN for 2020-21

**These are the people that have checked-in to end the 2020-2021 mileage contest.**

**If you do not see your name you are not checked-in. Please contact me to verify.**

[headroadcaptain@lakeshorehog.com](mailto:headroadcaptain@lakeshorehog.com)

| Iron butt       | Finish |
|-----------------|--------|
| Edwards, Gary   | 64,309 |
| Healy, Barbara  | 37,463 |
| Johnston, Corey | 61,796 |
| Lenzini, Ralph  | 6,468  |
| Sears, Scott    | 46,058 |
| Warzecha, Bob   | 33,650 |

| Retired         | Finish  |
|-----------------|---------|
| Bowman, Patrick | 37,754  |
| Geraci, Joe     | 174,513 |
| Sweeney, John   | 194,723 |
| West, Owen      | 26,647  |

| Weekend Warriors     | Finish |
|----------------------|--------|
| Babich, Tom          | 26,766 |
| Barsky, Ira          | 18,284 |
| Brueske, Christine   | 22,141 |
| Cherry, Dawn         | 38,316 |
| Cherry, Doug         | 45,542 |
| Espinosa, Jose       | 13,993 |
| Faber, Mark          | 22,096 |
| Faber, Rich          | 11,658 |
| Farino, Jenn         | 19,032 |
| Gresens, Keith       | 23,855 |
| Holmes, Lyle         | 31,650 |
| Johnston, Heather    | 13,738 |
| Jones, Dave          | 29,420 |
| Lang, George         | 22,301 |
| Marvin, Tim          | 12,593 |
| Meirthew, Paul       | 19,478 |
| Murglin, Joe         | 14,029 |
| Morris, Eric         | 14,301 |
| Patel, Hitesh (Yogi) | 52,578 |
| Peat, Michael        | 45,478 |
| Robinson, Don        | 3938   |
| Seiwert, Bill        | 59365  |
| Warkins, Mike        | 41,113 |
| Wrobel, Doug         | 6,054  |
| Wrobel, Roz          | 5,486  |

John R Sweeney Jr  
aka (Motor Mouth)  
"Shiny side UP, rubber side DOWN"  
Head Road Captain  
Lake Shore H.O.G Chapter  
[HeadRoadCaptain@lakeshorehog.com](mailto:HeadRoadCaptain@lakeshorehog.com)  
(847) 882-0187

## Doug Wrobel—Safety Officer



Hi all. Well, it's almost time to put the ride away for the winter. I've got about a month left. So it's time to start thinking about what needs to be done on the bike before you put her/him away for a few months. So here's a check list to follow.

### Checklist: How to Winterize Your Motorcycle

1. Treat the Fuel System
2. Wash, Wax and Treat Your Motorcycle
3. Change the Oil on Your Motorcycle
4. Coat Piston and Cylinder Walls with Oil
5. Lube Your Motorcycle
6. Disconnect Your Motorcycle Battery
7. Winterize Your Motorcycle Fuel System
8. check Your Motorcycle Coolant Levels
9. Care for Your Motorcycle Tires
10. Plug Up Openings on Your Motorcycle
11. Think About Security
12. Use a Good Motorcycle Cover

#### 1. Treat the Fuel System

Treating your fuel system is something to think about on your last ride of the year. Pick up a bottle of **fuel stabilizer** and follow the directions to get the right amount in the tank. Then, top off your fuel for the ride home. This allows the stabilizer and the fuel to mix up in the gas tank, keeping the ethanol from gumming up your fuel system.

#### 2. Wash, Wax and Treat Your Motorcycle

Road grime and water spots can ruin painted surfaces, and who knows what else is lingering on your bike that can damage its components. Wash and wax your motorcycle, and spray lubricant on metal surfaces to protect them from moisture before storing it for the winter. If you have leather on your bike, a good **leather treatment** will keep it supple while your machine is inactive.

#### 3. Change the Oil on Your Motorcycle

A large part of preparing a motorcycle for long-term storage involves getting the engine ready for extended hibernation. **Old oil** can be acidic, and take its toll on engine parts during the winter. It's a good idea to **change the oil and filter on your motorcycle** before you put it away for the winter.

#### 4. Coat Piston and Cylinder Walls with Oil

While doing your oil change, remove the plug wires and spark plugs, and put a spoonful of fresh oil down in the cylinder. While the plugs are still out, put the bike in gear and spin the rear tire a couple of times to turn the engine over, and coat the pistons and cylinder walls. Some oil will squirt out of the spark plug holes, so be ready for that. Reinstall your plugs and plug wires when everything is coated.

#### 5. Lube Your Motorcycle

Any point where there is movement between two parts is a place where moisture can build up and do some damage to your bike. The **chain drive**, control handles, and cables should all be protected with lube. Make sure you also oil around the suspension system on the front forks. Get on your bike and bounce the front end up and down to work the lube into the seals in the suspension system.

#### 6. Disconnect Your Motorcycle Battery

There are two schools of thought here, and it's entirely up to you. Some people prefer to disconnect their battery and remove it from the bike. Others make use of a **Battery Tender** to maintain the charge throughout the winter months. Where you're storing the bike might play a role in which path you choose. If the bike is stored indoors, you might want to use the Battery Tender. However, if you're storing the motorcycle outside, you may simply want to remove the battery.

Continue on next page



### **7. Winterize Your Motorcycle Fuel System**

We recommended adding a fuel stabilizer to your fuel tank and filling it up with fresh fuel. However, you will also want to get the fuel out of the carburetor. To do this, close the **fuel pet-cock** to turn off flow to the carburetor, and then consult your manual to find the drain screws to get the gasoline out of the float bowls. If you're winterizing a fuel-injected motorcycle, you're in luck: there's nothing to drain.

### **8. Check Your Motorcycle Coolant Levels**

You should flush your coolant system every two years anyway, but if your bike is going to be stored outside where temperatures drop below freezing, make sure there's enough antifreeze in its cooling system. Never use water to winterize the cooling system, because it freezes and can seriously damage heads. Instead, make sure you use an **antifreeze specially designed for motorcycles**.

### **9. Care for Your Motorcycle Tires**

Like any other part of your motorcycle, the tires are not immune to damage over the winter. If you have a **motorcycle stand**, getting the tires off the ground helps to prevent flat-spotting. If you don't have a stand, use plywood or carpet under the tires to protect them from moisture. Park your bike away from ozone-creating appliances such as freezers and furnaces, which can create gasses that damage rubber on the tires and elsewhere on your bike.

### **10. Plug Up Openings on Your Motorcycle**

Openings like exhaust pipes or intakes can house insects or rodents setting up camp for the winter. There are actually some specially made **exhaust plugs** for the openings on your motorcycle, or you can use plastic as well. Don't forget the plugs are in there when you're ready to ride again, as they can seriously damage your motorcycle if left on.

### **11. Think About Security**

Make security decisions based on where your bike is being stored. Typically, storing the bike outside poses the greatest risk in terms of security, so you'll want to take precautions. There are chains, locks and other **motorcycle theft deterrents** available to keep your machine safe.

### **12. Use a Motorcycle Cover**

Whether your motorcycle is being stored indoors or out, a motorcycle cover is always a great idea. The cover is almost a necessity outdoors to protect your motorcycle from the weather, but even in a garage, **vehicle covers** help protect your machine against dirt and dust.

#### **Safety Officer**

Doug Wrobel

[Safety@LakeShoreHOG.com](mailto:Safety@LakeShoreHOG.com)

# Teddy Bear Corner

## Wow!

All I can say is....

I am so proud of all the people who helped make our auction a HUGE success. Whether you helped plan the auction, donated items for the auction, went out and got donations for the auction, helped run the auction or spent your hard earned money at the auction, you ALL made it successful.



With all of us involved, we raised \$1,000.00!!! And that my brothers and sisters will buy a lot of Teddy Bears, stuffed animals and Hot Wheels...

Next will be our Teddy Bear Packing Party and Delivery. On

**Sunday  
November 7th  
11:30am at  
Lakeshore HD**



PLEASE do not arrive earlier than 11:30, because we will be setting up the work stations. After we have boxed up the bears, we will deliver them to Glen Ellyn. For those that want to ride their bikes, we will have a ride down to the location. Or feel free to cage it, if you prefer. We haven't been able to do a ride to the drop off in a few years, so this will be a pleasant change back to our old tradition.

**Sammie Sweeney**

**Teddy Bear Coordinator - Lake Shore H.O.G. Chapter**


[LOH\\_Sammie@lakeshorehog.com](mailto:LOH_Sammie@lakeshorehog.com)

(847) 882-0187

## Ladies of Harley



**Sammie Sweeney**  
Teddy Bear Coordinator - Lake Shore H.O.G. Chapter  
[LOH\\_Sammie@lakeshorehog.com](mailto:LOH_Sammie@lakeshorehog.com)  
(847) 882-0187



**Debbie Lang**  
[loh\\_debbie@lakeshorehog.com](mailto:loh_debbie@lakeshorehog.com)  
(312) 510-3970

Hello all,

**November already!!!**

Sorry we haven't done much this year, sometimes things don't go as planned. Having said that, we still have spots available for Feed My Starving Children, packing session that we planned for... PLEASE contact us (info below), because we only have 15 spots available.

Wednesday  
November 17th  
7pm to 8:45pm



If you are planning on attending the Mardi Gras Holiday party, you'll need a mask to wear. Have no fear, we're planning a mask decorating party. Details will be coming soon, watch our website and look for an eBlast.

Lastly, we will be having a White Elephant Gift Exchange in December. More information is in the flyer in this newsletter.

We hope you can join us at one or all of these activities.

# George Lang-Historian

## History of the Road Glide



### Road Glide Years

With the introduction of the 1998 vmodel lines, Harley introduced the FLTR Road Glide. This was using the same frame and motor assembly as the Electra Glide, as before, but with a completely redesigned fairing. It included the radio and gauges mounted in the fairing in areas that were made for this purpose. This inner and outer fairing has not changed for the entire production run of the Road Glide. From 1998 to present it has remained the same.

The fairing changed slightly and this was the year for the Evolution engine. In 1999 Harley Touring models got the Twin Cam engine that bumped the displacement up to 88". From 1999 to 2003 the motorcycle had very minimal changes. In 2000 and 2001 Harley offered CVO Road Glides, the FLTRSE1 and FLTRSE2. 2004 Brought the change from cassette tape to compact disc, and in 2006 the radio manufacture changed from Radio Sound to Harman/Kardon. 2007 the engine displacement increased from 88ci to 96ci and Transmission to 6 Speed, and all Touring Models became EFI standard. In 2008 the fuel tank increased to 6 gallons. Throttle changed to Throttle by Wire, brakes changed to Brembo Brakes, and an ABS option for all Touring Models. 2009 Brought the new frame, rear tire changed to 180 wide rear tire and 17" front tire. This was the last year of the Road Glide (FLTR). After many years Harley Davidson brought back a CVO Road Glide in 2009 (FLTRSE3)

### Custom and Ultra Years

After many rumors that the Road Glide's last year was going to be the 2009 model year, 2010 models came out with a newly designed Road glide called the Road Glide Custom and designated model FLTRX. The bike was basically the same as a Street Glide, just with the shark nose or fixed fairing.

The 2010 model was the first and only year to offer a 2 in 1 headpipe. 2010 was also introduced with 18" front tire, lowered rear end with newly designed tail lights, doing away with the center brake light in the middle of the rear fender. In 2010 Harley redesigned the fairing mounting supports. They were redesigned to move the fairing up and re-angle the fairing to make the fairing accept the vented lowers that are now being used on the Electra Glide. Before this model change, the Road Glide required a different lower fairing from and of the "Batwing" or Road King models lines.

Cruise Control was made optional (controls removed from handlebars).

2011 Road Glide Custom (FLTRX) same as before with new colors and 103ci motor option and a 2/1/2 headpipe. The Road Glide Ultra (FLTRU) was introduced with a 17" front tire and has the TwinCam 103ci motor. Harley also produced a FLTR CVO Road Glide Ultra (FLTRUSE) with 110ci engine and 18" front and rear tire. 2012 saw both the FLTRX and FLTRU models return, and a FLTRXse in 3 color offerings. 2011 was definitely a big year for the Road Glide, along with 2012 and the best kept secret in the Harley Davidson line-up, seems to be finally getting some well deserved respect in the touring community. 2013 was another great year for the Road Glide, with the Custom and Ultra returning with new color offerings. Also the FLTRXSE2 returned with addition speakers in the saddlebag lids, 2 paint offerings and the 110 year anniversary edition CVO Road Glide. The FLTRXSE2 came with Harley's new LED lighting for the Road Glides

George Lang


Historian

[Historian@LakeShoreHOG.com](mailto:Historian@LakeShoreHOG.com)



# Photographer Bob Morrison

Hello Lake Shore Sisters and Brothers,  
Here are some pictures from the Lake Shore Charity Auction.







Congratulations Sammie, Debbie and the Lake Shore H.O.G. Chapter on a job well done!!

Link to find out how much was raised!

[Lake Shore H.O.G. Chapter Charity Auction - YouTube](#)







*white*  
**ELEPHANT**  
*gift exchange*

**Wednesday  
December 1st  
Hitz Pizza &  
Sports Bar  
Mundelien**

This is a LOH event, but our guys are always welcome. It is 1/2 price pizza night and its a great chance to get together, before we get too busy with the holidays.  
Hope you can make it, it is always  
a LOT OF FUN... ;--)

PLEASE RSVP to your LOH Officer  
Debbie Lang by Nov. 27th

Thank you for  
Your donation



The kids  
appreciate it

Time for our  
Teddy Bear Boxing Party

Sunday, November 7th

11:30am Sharp

(not earlier please)  
(we are doing setup)

---





**LAKE SHORE H.O.G.**  
**Mardi Gras**  
**Masquerade Ball**

SATURDAY DECEMBER 11, 2021  
DOUBLE TREE MUNDELEIN BALL ROOM  
6PM COCKTAILS & HORS D'OEUVRES  
7PM DINNER FOLLOWED BY DANCING  
RSVP COREY BY NOVEMBER 23RD



**LAKE SHORE H.O.G. HOLIDAY PARTY**  
**MARDI GRAS MASQUERADE BALL**  
**DECEMBER 11, 2021- 510 E IL-83 MUNDELEIN, IL**  
**6 PM COCKTAILS & HORS D'OEUVRES (CASH BAR)**  
**7PM BUFFET DINNER FOLLOWED BY DANCING**  
**MEMBERS \$20 GUESTS \$50**



**RSVP BY NOVEMBER 23, 2021 TO**  
**COREY JOHNSTON**  
**709 N COUNTY ST**  
**WAUKEGAN, IL 60085**

-----  
FULL NAME AND AMOUNT ENCLOSED \$ \_\_\_\_\_

MEMBER (S) \_\_\_\_\_

GUEST (S) \_\_\_\_\_

## Primary Officers




### **Director**

Corey (Rain Man) Johnston  
217-259-3112  
[Director@LakeShoreHOG.com](mailto:Director@LakeShoreHOG.com)



### **Treasurer**

Dawn Cherry  
224-302-2411  
[Treasurer@LakeShoreHOG.com](mailto:Treasurer@LakeShoreHOG.com)



### **Assistant Director**

Ralph Lenzini  
847-208-6831  
[AsstDirector@LakeShoreHOG.com](mailto:AsstDirector@LakeShoreHOG.com)



### **Secretary**

Heather Johnston  
217-317-0384  
[Secretary@LaShoreHOG.com](mailto:Secretary@LaShoreHOG.com)

## Discretionary Officers



### **Historian**

George Lang  
[Historian@LakeShoreHOG.com](mailto:Historian@LakeShoreHOG.com)



### **Chapter Products**

Sherrie Bransky  
[Chapterproducts@LakeShoreHOG.com](mailto:Chapterproducts@LakeShoreHOG.com)



### **Editor**

Laurie Lenzini  
[Editor@LakeShoreHOG.com](mailto:Editor@LakeShoreHOG.com)



### **Membership**

Roz Wrobel  
[Membership@LakeShoreHOG.com](mailto:Membership@LakeShoreHOG.com)



### **Head Road Captain**

John R (Motor Mouth) Sweeney Jr  
[HeadRoadCaptain@LakeShoreHOG.com](mailto:HeadRoadCaptain@LakeShoreHOG.com)



### **Officer at Large**

Scott Sears  
[OfficeratLarge@LakeShoreHOG.com](mailto:OfficeratLarge@LakeShoreHOG.com)




### **Ladies of Harley**

Debbie Lang  
[loh\\_debbie@lakeshorehog.com](mailto:loh_debbie@lakeshorehog.com)



### **Photographer**

Bob Morrison  
[Photographer@LakeShoreHOG.com](mailto:Photographer@LakeShoreHOG.com)



### **Ladies of Harley & Teddy Bears Coordinator**

Sammie Sweeney  
[loh\\_sammie@lakeshorehog.com](mailto:loh_sammie@lakeshorehog.com)



### **Safety Officer**

Doug Wrobel  
[Safety@LakeShoreHOG.com](mailto:Safety@LakeShoreHOG.com)



### **Webmaster**

John R (Motor Mouth) Sweeney Jr  
[Webmaster@LakeShoreHOG.com](mailto:Webmaster@LakeShoreHOG.com)